



Murwillumbah Public School  
PO Box 3, Prince Street  
Murwillumbah NSW 2484

Ph: 02 6672 1467  
Fax: 02 6672 1008

ABN: 12 910 243 341

email: [murwillumb-p.school@det.nsw.edu.au](mailto:murwillumb-p.school@det.nsw.edu.au)

## Important Information about FNC Dance Festival

Dear Parents/Carers,

*Monday 12th September* is the FNC Dance Festival. This day is fast approaching and the following information is very important and outlines everything you need to know about the full day technical rehearsal and the concert night (all on Monday 12th September).


The Far North Coast Dance Festival involves over 1100 students from public, primary and high schools from the Tweed, Murwillumbah and Lismore districts. For over 30 years the Dance Festival has displayed the many dance forms taught in NSW public schools K-12. The teachers choreograph and prepare dances at their schools for public performance, so as to provide you with an entertaining evening. An enjoyable experience is assured!

**Don't Forget** We are having a dress rehearsal at school for Mrs Karen Levi Tuesday 23rd August. This is to check we are on track for the performance. It is very important that everyone is at school on this day.

I would like it if students can come with their hair done in the following way for this rehearsal



- We Will Rock You - Low ponytail
- Try Everything - High ponytail for long, high half up half down for short hair



Depending on hair length, this hairstyle choice may need to be changed to something else.

*The FNC Festival shirts are now only available at the festival, not this early rehearsal.*

## Weekly Rehearsals

We will continue to have rehearsals on Thursday mornings from 8am in the new hall, and Friday mornings from 8:30am. It is really important the students attend all rehearsals as we polish our performance ready for the stage.

**Please note the technical rehearsal and festival performance are both held on Monday 12th September.**

### **FOR THE TECHNICAL REHEARSAL Monday 12th September, 2022**

Students will be travelling by bus to Twin Towns. The bus will depart school at 8:45am sharp. We need to be inside by 9.30am for a safety induction. **Students are to wear their school uniform.**

The school will cover the cost of the bus. Students DO NOT PAY.

Students will need to bring recess, lunch and a water bottle.

During the day students performing will wait under teacher supervision in the audience until required to move to the dressing room. After their performance they will return to the audience to watch the rehearsal. Please note that the technical rehearsal is to familiarise students with the stage and plot lighting.

The rehearsal is due to finish at approximately 2:45pm. The bus will then transport students back to school. You will need to organise for your child to be collected as regular school buses will have already left.

### **FOR THE EVENING PERFORMANCE Monday 12th September, 2022 - 5:15pm-8:15pm**

Students will need to bring a healthy snack and a water bottle. Students DO NOT have to wear their uniform to the evening performance. I recommend casual clothes with a jacket.

1. I will meet all students out the front of Twin Towns Services Club at **5:15pm. Transport is to be organised by parents. We will be going inside at 5:30pm. Students need to have hair and makeup done** – there are no mirrors inside for them to use. Performance starts at 7pm.
2. Students will be held backstage before and after their performance.
3. Please note there will be no interval in this performance. We estimate the performance to conclude at approx. 8.15pm
4. I will meet all parents and carers after the show outside the entry to Twin Towns. Students need to get their name marked off by myself or the other supervising teacher before leaving.

**Please note – No parents are allowed backstage or in the dressing rooms. Due to child protection issues, no photos or videoing of students is allowed on the night.**

**\*No chewing gum or wearing jewellery on stage. Please take all earrings off before arriving at the venue as no responsibility will be taken for lost items.**


### **Costume**

The school has purchased costumes for each student. All costumes will remain at school.


When students come to the evening performance in casual clothing, I recommend clothes are clearly labelled and students should bring a bag to place their clothes into when they change into their costumes.

## Hair

Girls are to wear their hair in the style decided below. No ribbons required and please use black or clear hair bands. Make sure all wispy bits of hair are pinned back and sprayed with hair spray.



- We Will Rock You - Low ponytail
- Try Everything - High ponytail for long, high half up half down for short hair



## Make up

Make up for the stage is designed to enhance the face as strong lighting will give a washed out look. So a light foundation, a light blush or contouring for cheeks, defined eyebrows, pink or brown eye shadow and a brown or black eyeliner and mascara is required. Red lipstick but it is best if this is packed with your child so it can be put on after the costume as it can stain.

Please note – No make-up is required for the rehearsal. Students are to arrive back at Twin Towns with make-up already applied at 5:15pm.

### How to apply STAGE MAKEUP by KAYLA WALLACE



**bostondance**  
www.bostondanceco.com

### STEP BY STEP


**STEP 1** - Apply foundation all over face with concealer under your eyes.

**STEP 2** - Apply a really light brown or champagne colour eye shadow all over the eyelid. And a slightly darker brown on the outer side of your eyelid, coming into the centre.

**STEP 3** - Apply a black or dark brown eyeliner along the top of upper lid, creating a small wing slightly upwards, and eye liner right along the lower lash line, coming in just past the pupil. Also in this step, I filled in my eyebrows with a light brown eyeshadow.

**STEP 4** - Apply mascara on the top and bottom lashes, I like to do an extra coat on the top lashes.

**STEP 5** - Apply blush on the apples of your cheeks, and slightly upwards towards your temples. Also in this step, I added red lipstick, and highlighting eye shadow. For highlighting eye shadow use a white or light pink/champagne colour in the inner corner of your eye, and right below the wing on the outer corner.



## **Ticket Information**

Tickets should be going on sale from Monday 22nd August – It is still to be confirmed but that is the day I have been told so far.

\* To purchase an Evening Ticket you must book through

Twin Towns Services Club BOOKING OFFICE - 1800 014 014

<https://twintownssales1.sales.ticketsearch.com/sales/salesevent/77376>

## **Venue Information**

### **Twin Towns Services Club**

Level 5 Wharf Street, Tweed Heads, NSW

Thank you for your support. See you on Monday 12<sup>th</sup> September

Hayley Scott  
Dance Coordinator

Les Daley  
Principal

## FNC Dance Festival Permission Note

I give permission for my child ..... of class .....  
to attend the FNC Dance Festival rehearsal on Monday 12<sup>th</sup> September, 2022. I understand that the  
students will catch a bus to and from Twin Towns Services Club for the rehearsal. We will be  
returning after the school buses have left in the afternoon, so I am aware that I will need to arrange  
collection of my child from the school once the bus returns.

I am also aware that I am responsible for arranging transport to and from Twin Towns Services Club  
for the night performance.

Known allergies/medical conditions .....

.....

Parent/carer name .....

Signed ..... Date .....